

**BEISIT**®

倍仕得电气科技(杭州)股份有限公司  
BEISIT ELECTRIC TECH (HANGZHOU) CO.,LTD.



**SCB/SDB Fluid Connector**  
SCB/SDB流体快速连接器

倍仕得园区鸟瞰图  
Beisit factory Aeroview



做人, 把人品做好,  
做企业, 把产品做好。

董事长: 单其乐

产品合集  
Product Collection



# 品牌解析

## Brand Definition

The logo for BEISIT, featuring the word "BEISIT" in a bold, italicized sans-serif font. The letters "B", "E", "I", and "S" are red, while "I" and "T" are blue. A registered trademark symbol (®) is located at the end of the word.

"I" stands for "Integrity 诚信"

"I" stands for "International 国际"

"BEST": Best 最好

做诚信的国际企业，以更好的品质服务客户

Functions as an international company of high integrity whose mission is to provide customer with finest products and services

# 倍仕得

倍：即多，广聚英才；加倍，业精于勤；倍增，高效发展

pronounced as "bei", means "more", gathering more talents; mastery of work comes from more diligence; developing with high efficiency.

仕：人才，德才兼备；仕途，个人和企业前景光明

pronounced as "shi", means "talents", a person with ability and integrity; Both enterprise and individual should have a bright future, indicating the idea of people-oriented.

得：拥有，拥有更高价值

pronounced as "de", means "possess", to create and possess higher value.

广聚英才，共创美好未来

Gather a large number of talents, and create a glorious future

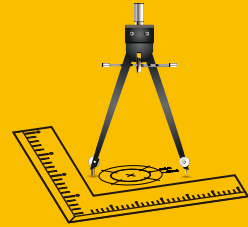
# 流体连接器净化车间

Quick Fluid Connector Purification Workshop

**BEISIT**<sup>®</sup>

精密刀具设计制造能力

Design and Manufacture of Precision Cutting Tools.





# 精密刀具设计制造

Design and Manufacture of Precise Cutting Tools



精密刀具设计制造能力

Design and Manufacture of Precision Cutting Tools

加工精度最高能精确到0.01mm

The machining accuracy can be accurate to 0.01mm

3天提供金属样件

3days to provide metal samples

7天样件交付

7days to deliver samples



# 企业认证 Company Certifications





# 信息化系统

Informatization System

**BEISIT**<sup>®</sup>

高效快捷的信息化系统  
Efficient and fast Informatization system.



检测中心  
Testing Center



原材料：金属材质检测

The raw materials:metal material testing

密封件：抗老化测试、硬度检测

The sealing:anti-aging test,hardness testing

弹簧：疲劳测试，弹力值检测

The spring:fatigue test,spring force detection



高低温交变湿热试验箱  
High and Low Temperature Alternating Humid Heat Test Chamber



流量流阻测试仪  
Flow resistance tester



全自动数显弹簧疲劳试验机  
Automatic digital display spring fatigue testing machine



机加工零件：粗糙度检测、尺寸测量


Machined parts:roughness detection,dimensional measurement

表面处理：膜厚检测、盐雾测试

Surface treatment:film thickness detection,salt spray test

产品：耐压测试、密封性测试、流量系数测试、连接力和分开力测试、耐久性测试、  
最小爆破压力测试、高温测试、低温测试、互换性测试

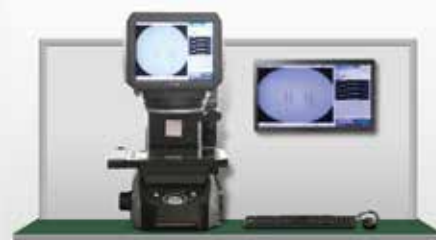
Product:withstand voltage test,sealing test,flow coefficient test,connection and separation  
force test,durability test,sinimum burst pressure test,high temperature test,low temperature  
test,interchangeability test



全自动数显弹簧拉压力试验机  
Automatic digital display spring tension pressure testing machine




中性盐雾试验箱  
Neutral Salt Spray Tester



图像尺寸测量仪  
Image dimension measuring instrument



气密性检测仪  
Air tightness tester



XRF光谱分析仪  
XRF Spectral Analyzer

# 企业文化

## Corporate Culture



倍仕得使命：为全球工业提供最可靠的连接器产品  
Mission: To supply most reliable connectors for global industry.

客户价值观：敬畏客户；为客户创造独特价值的决心不动摇  
Customer Value: Revere clients; Never waver in determination to create unique value for our clients.

品质价值观：品质如命，只有一次；做出100%合格产品的决心不动摇  
Quality Value: Quality as life, only once. Never waver in determination to produce 100% qualified products.


A large, stylized image of the Earth from space, showing the Americas. The globe is overlaid with a complex network of glowing blue and white lines, representing global connectivity and technology. The lines form a grid and various curved paths across the globe.

# 连接世界 · 连接未来

# SCB SDB

## 流体快速连接器

SCB/SDB Fluid Connector



### 安全环保 Safe & Environmental

- 双向平面密封，连接/断开无滴漏。
- 平面密封设计，既方便清洁，又避免介质受污染。
- 插头、插座均配有保护套，防止在运输中密封面受污染。
- 有断开后卸压选型需求，请联系我们。
- Bi-directional flat sealed design that ensures no leakage during connection and disconnection.
- Flat seal design, which is easy to clean and avoids contamination of the medium.
- Plug and Socket are equipped with protective caps to prevent the sealing surface from being polluted during transportation.
- Please contact us if you have requirement for pressure relief after disconnection.

### 稳定可靠 Stable & Reliable

- 精选的材质配合独特的表面处理使产品坚固可靠的同时，实现高耐腐蚀性、高耐磨性。
- 有多种密封材质O型圈可选，适应不同介质温度需求，保证密封效果长期稳定可靠。
- 插头插座连接处O型圈的径向设计，保证在连接时，阀门打开前已完成密封。
- The selected material combined with unique surface treatment not only makes the product sturdy and reliable, but also achieving high corrosion resistance and wear resistance.
- Various sealing material O-rings are available to meet the temperature requirements of different media and guarantee long-term stable & and reliable sealing performance.
- The radial design of the O-ring at the connection of the Plug and Socket ensures that the sealing function has been completed before the valve is opened during connection.

### 方便快捷 Convenient

- 刀片式冷板，让冷板安装方便快捷。
- 根据应用场景，多种纠偏参数的接头可供选择。
- 紧凑的结构，最小的安装空间。
- 不同型号有细致的安装图纸提供。
- The blade-type cold plate makes the installation of the cold plate convenient and quick.
- Couplings with various deviation correction parameters are available according to the application environments.
- Compact structure occupies the minimum installation space.
- Detailed drawings for different models can be offered.

### 个性化定制 Customized

- 定制不同材质接头。
- 定制接口螺纹，法兰等。
- 其他定制要求请咨询我司。
- Providing customized couplings with various materials.
- Providing customized thread and flange.
- For other customization requirements, please contact us freely.



SCB SDB

## 流体快速连接器

SCB/SDB Fluid Connector



## 应用领域 Application Fields

- 军工防务、航空航天等领域 Military defense, Aerospace and other fields
- 医疗设备 Medical equipment
- 数据中心、超级计算机 Data center, Supercomputer
- 电子通讯 Electronic communication

## 流体 Applicable Fluid Types

- 冷却液 Coolant
- 水-乙二醇 Glycol Water
- 导热油 Heat transfer oils
- 酯类 Esters
- 煤油 Kerosene

.....

基础型号                      补充选项，后缀信息  
SCB 03S M14M - SS - NB

密封圈 Seals

EP 三元乙丙橡胶 Ethylene Propylene Rubber EPDM (默认, 型号不体现)	
NB 丁腈橡胶 Nitrile Rubber NBR	FF 高氟橡胶 Highly Fluorine Rubber FFKM
FM 氟碳橡胶 Fluorocarbon Rubber FPM/FKM/Viton	CR 氯丁橡胶 Neoprene CR
FV 氟硅橡胶 Fluorosilicone Rubber FVMQ	

材料 Material

AL 铝合金 Aluminum (默认, 型号不体现)  
SS 不锈钢 Stainless Steel 316L  
BR 铜 Brass With Nickel Plated  
SA 不锈钢 Stainless Steel 304

内外螺纹 Male and Female Threads

F 内螺纹 Female Thread  
M 外螺纹 Male Thread

G螺纹尺寸

18 G18"	34 G34"
14 G14"	32 G1 1/2"
38 G38"	01 G1"
12 G12"	

M螺纹尺寸

08 M8螺纹
12 M12螺纹
21 M21螺纹

F3636 法兰孔位 36 x 36

连接方式 End fitting type

G G螺纹 Thread  
M M螺纹 Thread  
F 法兰 Flange

插头插座 Coupling Type

S 插座 Socket  
P 插头 Plug

等效通径 Equivalent Diameter

03 口径3mm  
05 口径5mm  
08 口径8mm  
12 口径12mm

首字母定义 Initial Are Defined

B 自动连接平面密封 Automatic Connecting With Flat Face Seal  
S 不含锁紧系统 Without Locking Mechanism  
T 其他 Others

举例 Example

BBT 卡口 Bayonet Locking Mechanism  
BTG 三曲槽 Tri-Curve Groove Locking Mechanism  
BSL 钢珠自锁 Auto Steel Ball Locking Mechanism  
SCB 盲插 Blind-Mate, Without Lock Mechanism  
SDB 位移盲插 Coaxial Correction Function Blind-mate, Without Locking Mechanism  
TPP 推拉平面密封 Semi-auto Steel Ball Locking Mechanism  
TSF 螺纹锁紧连接 Screw Locking Mechanism  
TPB 按钮金属接头 Push-Button Locking Mechanism With Needle Valve

材质 Material	编码 Code	工作温度 Working temperature	应用 Application
丁腈橡胶 NBR	NB	-15 ~ + 100 °C	1、一般应用 2、良好的机械强度 1. General applications. 2. High mechanical strength.
氟碳橡胶 FPM、FKM、Viton	FM	-10 ~ + 200 °C	1、良好的耐化学性 2、优异的耐高温性能，可用于最高200 °C的应用 3、适用于矿物油、合成液压油、燃料、化工产品、碳氢化合物和导热流体回路 1. Good chemical resistance. 2. Outstanding resistance to high temperatures up to 200 °C. 3. Resistance to mineral oils, synthetic hydraulic oils, fuels, chemicals, hydrocarbons and coolants.
乙丙橡胶 EPDM	EP	-20 ~ + 150 °C	1、优异的耐高温性 2、适用于磷酸盐酯型制动液，冷、热水，蒸汽 3、注意介质回路各部件不能使用含矿物油的情况 1. Excellent resistance to high temperatures. 2. Compatible with phosphate-based brake fluids - esters, hot and cold water, steam. 3. Pay attention to the use of mineral oil in the components of the medium circuit
高氟橡胶 FFKM	FF	0 ~ + 250 °C	1、兼具弹性体和聚四氟乙烯耐化学腐蚀性的特点 2、具有很好的耐热性和耐多数化学剂 3、适用于导热流体 1. Combines the qualities of an elastomer with the chemical resistance of PTFE. 2. Remarkable resistance to heat and most chemical agents including inorganic and organic acids. 3. Coolants.
氟硅橡胶 FVMQ	FV	-45 ~ + 175 °C	1、最大工作压力：50 bar 2、良好的耐低温和耐高温性能 3、适用于矿物油、燃料 1. Max. working pressure: 50 bar. 2. Good resistance to low and high temperatures. 3. Resistance to mineral oils, fuels.
聚四氟乙烯 PTFE	PT	-50 ~ + 200 °C	1、最大工作压力：80 bar 2、良好的耐化学性 3、优异的耐低温和耐高温性能 4、比弹性体的性能更优异 1. Max. working pressure: 80 bar. 2. Excellent chemical resistance. 3. Very good resistance to low and high temperatures. 4. Superior performance to elastomers.
氯丁橡胶 CR	CR	-40 ~ + 100 °C	耐老化，特别适用于制冷液 Good resistance to ageing and refrigerant.

为了选择最能满足您应用需求的解决方案，建议向我们提供如下准确信息：

In order to choose the solution that best meets your application needs, it is recommended to provide us with the following accurate information:

- 1、流体类型 2、工作压力 3、工作温度 4、水溶液的盐和酸浓度 5、特别的使用条件  
1. Fluid type 2. Work pressure 3. Working temperature 4. Salt and acid concentration of aqueous solution 5. Special usage conditions

若需咨询，请随时联系我们的技术专家。

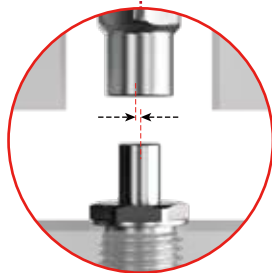

我们经验丰富的快速连接器专家，为您提供最贴心的服务。

If you need any inquiries, please feel free to contact our technical experts.

Our experienced quick connector experts provide you with the most thoughtful service.

# 盲插式摆动流体连接器

Floating Blind-Mating fluid connector



插头、插座皆可摆动，最大不对中误差 $D \leq 0.5\text{mm}$

Plugs and sockets can float, The maximum misalignment error  $D \leq 0.5\text{mm}$

SCB03 最大不对中误差  $D \leq 0.4\text{mm}$

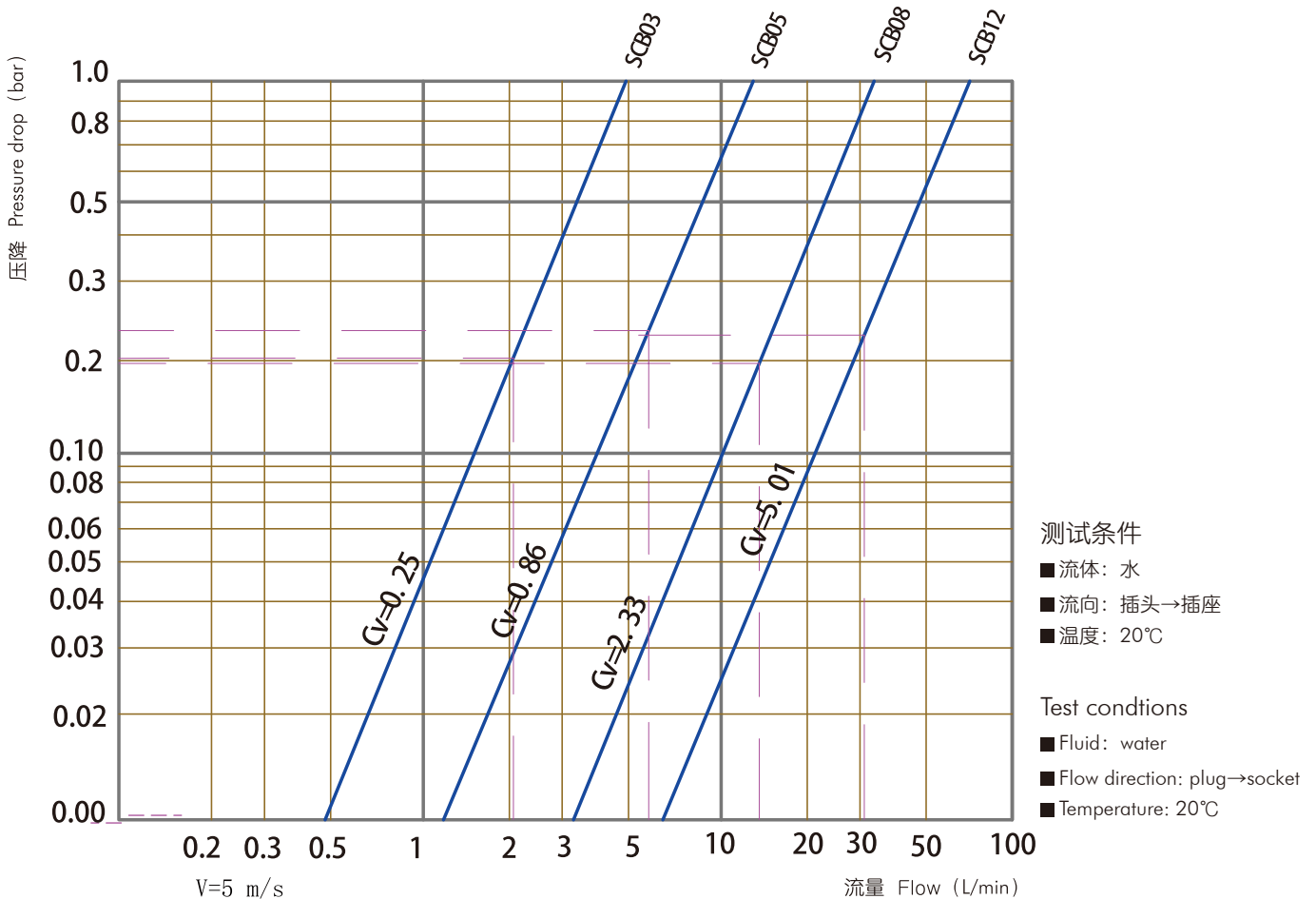
The maximum misalignment error of SCB03  $D \leq 0.4\text{mm}$



普通型 Regular Type

产品型号 Product model	SCB03	SCB05	SCB08	SCB12
额定工作压力 (bar) Nominal Working Pressure (bar)	20	20	20	20
Cv值 (USgas/min) Cv (USgas/min)	0.25	0.86	2.33	5.01
额定工作流量 (L/Min) Nominal Working Flow Rate (L/Min)	2.12	5.89	15.08	33.93
单次插拔泄露量 (ml) Leakage of single plugging (ml)	0.002	0.005	0.012	0.02
不带压情况下的连接力 (N) Connection force without pressure (N)	30	60	90	150

SCB流量曲线  
SCB Pressure Drop/Flow Rate Chart






→ SCB03

插头插座连接图  
Plug and socket connection diagram

$L = L1 + L2 - X$   
 $X = 8.0 \pm 0.5$




	Picture	End Fitting Type	L1	L2	L3	L4	D1	D2	Hex	Product model
插头 Plug		M10 x 0.75	24	/	12	/	11.5	/	10	SCB 03P M10M
插座 Socket		M10 x 0.75	/	23	/	12	/	15	13	SCB 03S M10M

若需咨询其他尾端连接方式，请随时联系我们的技术专家。  
我们经验丰富的快速连接器专家，为您提供最贴心的服务。  
If you need to inquire about other end fitting, please feel free to contact our technical experts.  
Our experienced quick connector experts provide you with the most thoughtful service.

→ SCB05

插头插座连接图  
Plug and socket connection diagram

$L=L1+L2-X$   
 $X=14.2\pm 1.0$




	Picture	End Fitting Type	L1	L2	L3	L4	D1	D2	Hex	Product model
插头 Plug		M16 x 0.75	37.6	/	17	/	17.5	/	15	SCB 05P M16M
插座 Socket		M19 x 1.0	/	35	/	20	/	21.5	19	SCB 05S M19M

若需咨询其他尾端连接方式，请随时联系我们的技术专家。  
我们经验丰富的快速连接器专家，为您提供最贴心的服务。  
If you need to inquire about other end fitting, please feel free to contact our technical experts.  
Our experienced quick connector experts provide you with the most thoughtful service.

→ SCB08

插头插座连接图  
Plug and socket connection diagram

$L=L1+L2-X$   
 $X=15.0\pm 1.0$




	Picture	End Fitting Type	L1	L2	L3	L4	D1	D2	Hex	Product model
插头 Plug		M21 × 1.0	38.5	/	17	/	23.5	/	21	SCB 08P M21M
插座 Socket		M25 x 1.0	/	38.5	/	20.5	/	27.8	24.5	SCB 08S M25M

若需咨询其他尾端连接方式，请随时联系我们的技术专家。  
我们经验丰富的快速连接器专家，为您提供最贴心的服务。  
If you need to inquire about other end fitting, please feel free to contact our technical experts.  
Our experienced quick connector experts provide you with the most thoughtful service.

→ SCB12


插头插座连接图  
Plug and socket connection diagram

$L=L1+L2-X$   
 $X=20.5\pm 1.0$



	Picture	End Fitting Type	L1	L2	L3	L4	D1	D2	Hex	Product model
插头 Plug		M29 × 1.5	54	/	24	/	34	/	30	SCB 12P M29M
插座 Socket		M35 x 1.5	/	58	/	32.5	/	40	36	SCB 12S M35M

若需咨询其他尾端连接方式，请随时联系我们的技术专家。  
我们经验丰富的快速连接器专家，为您提供最贴心的服务。  
If you need to inquire about other end fitting, please feel free to contact our technical experts.  
Our experienced quick connector experts provide you with the most thoughtful service.



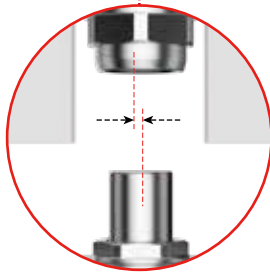
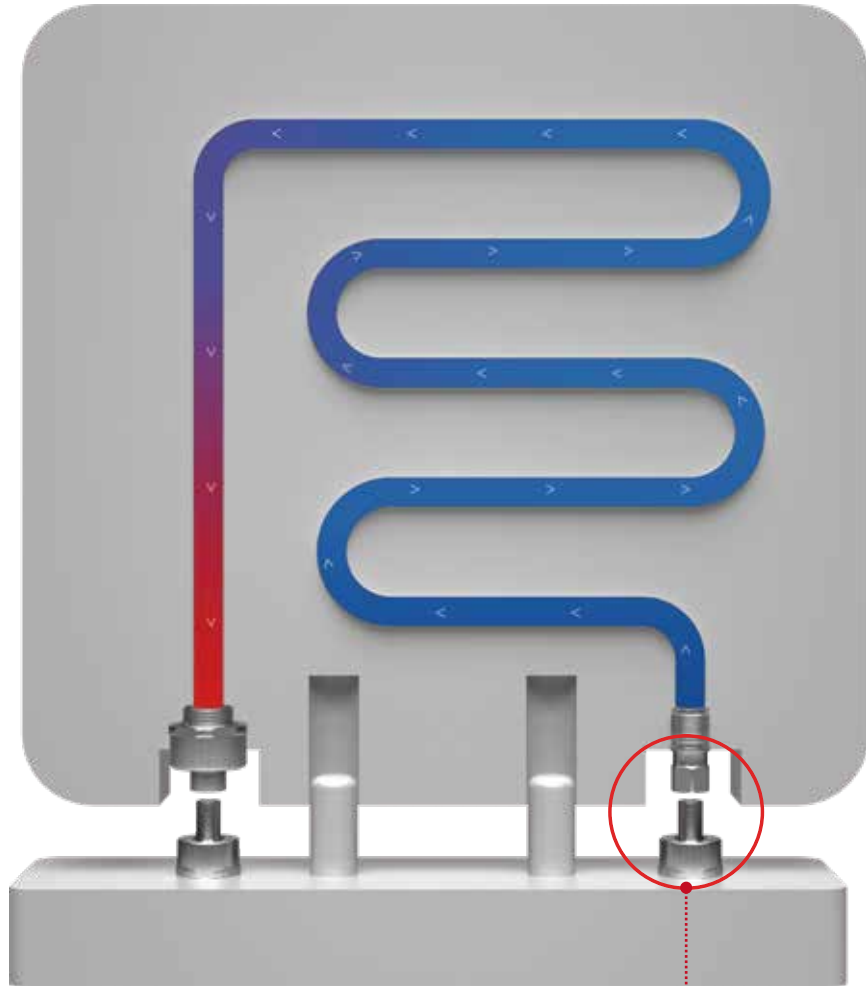
产品型号 Product model	SCB03	SCB05	SCB08	SCB12
最大不对中误差 (mm) Maxi misalignment (mm)	0.4	0.5	0.5	0.5
机械限位 (mm) Mechanical stop (mm)	15.0 <sup>±0.5</sup>	21.4 <sup>±1.0</sup>	24.5 <sup>±1.0</sup>	35.0 <sup>±1.0</sup>
拧紧力矩插头 (铝合金) (N*m) Tighten the torque Plug (Aluminum) (N*m)	1.0±0.3	4.2±0.5	6.5±0.5	10.8±0.5
拧紧力矩插座 (铝合金) (N*m) Tighten the torque Socket (Aluminum) (N*m)	1.0±0.3	5.1±0.5	9.4±0.5	16.0±0.5
安装尺寸图编号 Installation Drawing Reference	详情请咨询我司 Please contact us for details			

SCB和SDB系列不可互换连接 The SCB and SDB ranges are not inter-conncetable



**盲插式位移流体连接器**

Displacement Blind-Mating fluid connector



插头位移，最大不对中误差 $D \leq 1.0\text{mm}$

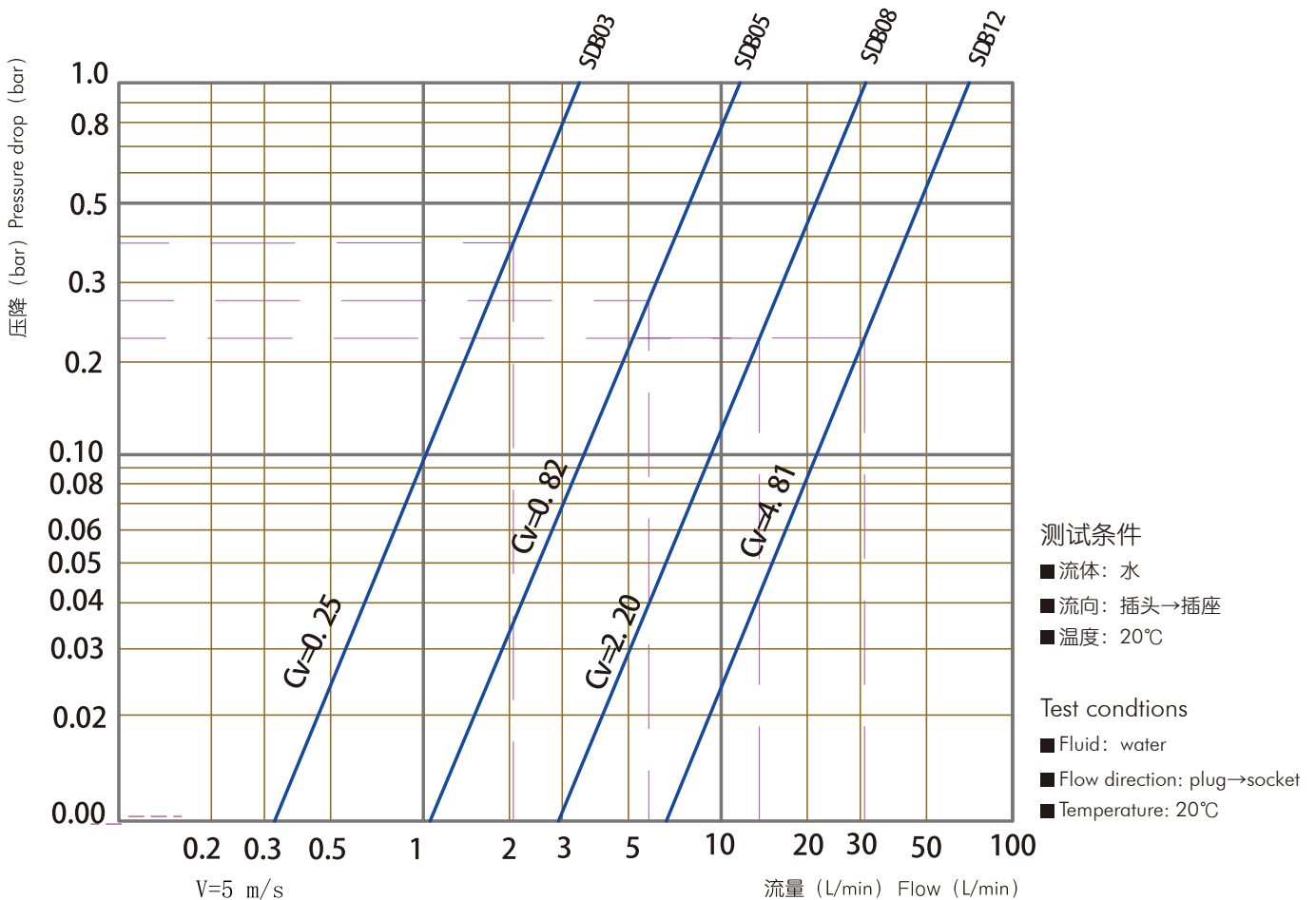
The plug can be displaced, The maximum misalignment error  $D \leq 1.0\text{mm}$



普通型 Regular Type

产品型号 Product model	SDB03	SDB05	SDB08	SDB12
额定工作压力 (bar) Nominal Working Pressure (bar)	20	20	20	20
Cv值 (USgas/min) Cv (USgas/min)	0.25	0.82	2.2	4.81
额定工作流量 (L/Min) Nominal Working Flow Rate (L/Min)	2.12	5.89	15.08	33.93
单次插拔最大泄露量 (ml) Leakage of single plugging (ml)	0.002	0.005	0.012	0.02
不带压情况下的连接力 (N) Connection force without pressure (N)	40	70	95	160


SDB流量曲线  
SDB Pressure Drop/Flow Rate Chart



→ SDB03

插头插座连接图  
Plug and socket connection diagram

$L=L1+L2-X$   
 $X=12.5\pm 1.0$




	Picture	End Fitting Type	L1	L2	L3	L4	D1	D2	Hex	Product model
插头 Plug		M11 x 1.0	37.5	/	11.5	/	21	/	19	SDB 03P M11M
插座 Socket		M11 x 1.0	/	29	/	12.5	/	16	14	SDB 03S M11M

若需咨询其他尾端连接方式，请随时联系我们的技术专家。  
我们经验丰富的快速连接器专家，为您提供最贴心的服务。  
If you need to inquire about other end fitting, please feel free to contact our technical experts.  
Our experienced quick connector experts provide you with the most thoughtful service.

→ SDB05

插头插座连接图  
Plug and socket connection diagram

$L = L1 + L2 - X$   
 $X = 18.5 \pm 1.0$




	Picture	End Fitting Type	L1	L2	L3	L4	D1	D2	Hex	Product model
插头 Plug		M16 x 0.75	51	/	13	/	26	/	24	SDB 05P M16M
插座 Socket		M16 x 0.75	/	38	/	13	/	21	19	SDB 05S M16M

若需咨询其他尾端连接方式，请随时联系我们的技术专家。  
我们经验丰富的快速连接器专家，为您提供最贴心的服务。  
If you need to inquire about other end fitting, please feel free to contact our technical experts.  
Our experienced quick connector experts provide you with the most thoughtful service.

→ SDB08

插头插座连接图  
Plug and socket connection diagram

$L = L1 + L2 - X$   
 $X = 19.2 \pm 1.0$



	Picture	End Fitting Type	L1	L2	L3	L4	D1	D2	Hex	Product model
插头 Plug		M21 x 1.0	60	/	17	/	33	/	30	SDB 08P M21M
插座 Socket		M21 x 1.0	/	40.5	/	18	/	24	22	SDB 08S M21M


若需咨询其他尾端连接方式，请随时联系我们的技术专家。  
我们经验丰富的快速连接器专家，为您提供最贴心的服务。  
If you need to inquire about other end fitting, please feel free to contact our technical experts.  
Our experienced quick connector experts provide you with the most thoughtful service.



→ SDB12

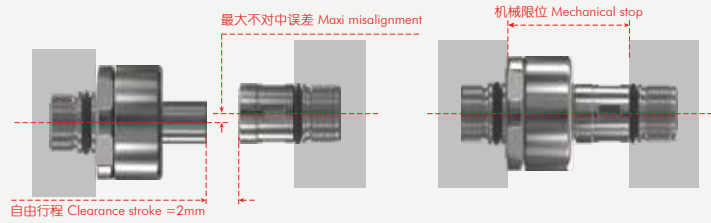
插头插座连接图  
Plug and socket connection diagram

$L = L1 + L2 - X$   
 $X = 25.0 \pm 1.0$



	Picture	End Fitting Type	L1	L2	L3	L4	D1	D2	Hex	Product model
插头 Plug		M29 x 1.5	73.5	/	19	/	38	/	36	SDB 12P M29M
插座 Socket		M29 x 1.5	/	57.5	/	20	/	33	30	SDB 12S M29M

若需咨询其他尾端连接方式，请随时联系我们的技术专家。  
我们经验丰富的快速连接器专家，为您提供最贴心的服务。  
If you need to inquire about other end fitting, please feel free to contact our technical experts.  
Our experienced quick connector experts provide you with the most thoughtful service.



产品型号 Product model	SDB03	SDB05	SDB08	SDB12
最大不对中误差 (mm) Maxi misalignment (mm)	1	1	1	1
机械限位 (mm) Mechanical stop (mm)	30 <sup>±1.0</sup>	44.5 <sup>±1.0</sup>	46.3 <sup>±1.0</sup>	67 <sup>±1.0</sup>
拧紧力矩插头 (铝合金) (N*m) Tighten the torque Plug (Aluminum) (N*m)	1.1±0.3	4.2±0.5	6.5±0.5	10.8±0.5
拧紧力矩插座 (铝合金) (N*m) Tighten the torque Socket (Aluminum) (N*m)	1.1±0.3	4.2±0.5	6.5±0.5	10.8±0.5
安装尺寸图编号 Installation Drawing Reference	详情请咨询我司 Please contact us for details			

SCB和SDB系列不可互换连接 The SCB and SDB ranges are not inter-conncetable

**倍仕得电气科技(杭州)股份有限公司**  
BEISIT ELECTRIC TECH (HANGZHOU) CO.,LTD.

浙江省杭州市临平经济开发区唐梅路1号 邮编: 311100

Add.: 1, Tangmei Rd., Linping Economic Development Area, Hangzhou, Zhejiang 311100, China

Tel: 0086-571-8936 2888 E-mail: info@beisit.com

Http: // www.beisit.com

**倍仕得电气科技(深圳)有限公司**  
BEISIT ELECTRIC TECH (SHENZHEN) CO.,LTD.

深圳龙华区壹成环智中心B座1203-1204单元 邮编: 518109

Add.: Unit 1203-1204, Building B, Yicheng Huanzhi Center, Longhua District, Shenzhen 518109 China

Tel: 0086-755-23730413 E-mail: info@beisit.com

Http: // www.beisit.com



微信公众号



官网



抖音

⚠ We reserve the right to make technical changes or modify the contents of this document without prior notice. All the agreed particulars shall prevail. All rights reserved.